

Estate Paving Stone




Bring the strength, simplicity and beauty of Estate Paving Stone into your outdoor living area. This old look to a new way of paving will evoke the time-honored traditions of days past, when craftsmanship was taken for granted and structures were built to last for generations. A larger scale paver, the Estate Paving Stone can be installed in patterns of 8 x 12, 8 x 8, or combined with other pavers for a unique style and added character. Estate Paving Stone is available in a range of colors to integrate seamlessly with Weathered Mosaic and Estate Walls for a complete hardscape design. The Estate Paver is easy to install and maintains its look and durability season after season.

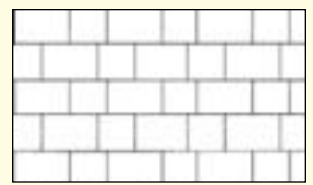
Grotto Hardscapes recommends following ICPI guidelines for installing concrete pavers. Estate Paving Stones should be thoroughly cleaned and sealed with Techni-Seal cleaners and sealers after installation.



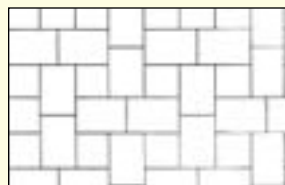
2 1/2" H x 8" L x 8" D 2 1/2" H x 12" L x 8" D



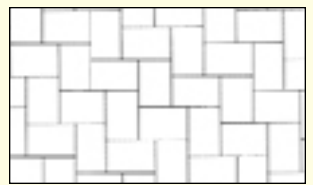
Herringbone Weave
100% 8 x 12



Bond #2
60% 8 x 12 / 40% 8 x 8



Modified Herringbone
75% 8 x 12 / 25% 8x8



Herringbone #1
100% 8 x 12

GROTTO
HARDSCAPES

www.grottohardscapes.com

Retaining Wall Systems

Raised Patios

Architectural Tile

Pavers

Curbs

Edging